



**Agilent Technologies**

*Vacuum Products Division*

# ***PCG-750 Speed Control Kit***

*INSTALLATION MANUAL*

Part No. X3814-90002

Rev. A

April 2015

# **PCG 750 Speed Control Kit**

## Warranty

Products manufactured by Seller are warranted against defects in materials and workmanship for twelve (12) months from date of shipment thereof to Customer, and Seller's liability under valid warranty claims is limited, at the option of Seller, to repair, replacement, or refund an equitable portion of the purchase price of the Product. Items expendable in normal use are not covered by this warranty. All warranty replacement or repair of parts shall be limited to equipment malfunctions which, in the sole opinion of Seller, are due or traceable to defects in original materials or workmanship. All obligations of Seller under this warranty shall cease in the event of abuse, accident, alteration, misuse, or neglect of the equipment. In-warranty repaired or replaced parts are warranted only for the remaining unexpired portion of the original warranty period applicable to the repaired or replaced parts. After expiration of the applicable warranty period, Customer shall be charged at the then current prices for parts, labor, and transportation.

When products are used with toxic chemicals, or in an atmosphere that is dangerous to the health of humans, or is environmentally unsafe, it will be the responsibility of the Customer to have the product cleaned by an independent agency skilled and approved in handling and cleaning contaminated materials before the product will be accepted by Agilent, Inc. for repair and/or replacement.

Reasonable care must be used to avoid hazards. Seller expressly disclaims responsibility for loss or damage caused by use of its Products other than in accordance with proper operating procedures.

Except as stated herein, Seller makes no warranty, express or implied (either in fact or by operation of law), statutory or otherwise; and, except as stated herein, Seller shall have no liability under any warranty, express or implied (either in fact or by operation of law), statutory or otherwise. Statements made by any person, including representatives of Seller, which are inconsistent or in conflict with the terms of this warranty shall not be binding upon Seller unless reduced to writing and approved by an officer of Seller.

### Warranty Replacement and Adjustment

All claims under warranty must be made promptly after occurrence of circumstances giving rise thereto, and must be received within the applicable warranty period by Seller or its authorized representative. Such claims should include the Product serial number, the date of shipment, and a full description of the circumstances giving rise to the claim. Before any Products are returned for repair and/or adjustment, written authorization from Seller or its authorized representative for the return and instructions as to how and where these Products should be returned must be obtained. Any Product returned to Seller for examination shall be prepaid via the means of transportation indicated as acceptable by Seller. Seller reserves the right to reject any warranty claim not promptly reported and any warranty claim on any item that has been altered or has been returned by non-acceptable means of transportation. When any Product is returned for examination and inspection, or for any other reason, Customer shall be responsible for all damage resulting from improper packing or handling, and for loss in transit, notwithstanding any defect or non-conformity in the Product. In all cases, Seller has the sole responsibility for determining the cause and nature of failure, and Seller's determination with regard thereto shall be final.

If it is found that Seller's Product has been returned without cause and is still serviceable, Customer will be notified and the Product returned at its expense; in addition, a charge for testing and examination may be made on Products so returned.

*This page intentionally left blank.*

# Preface

## Documentation Conventions

This manual uses the following documentation conventions:

**WARNING**



*Warnings indicate a particular procedure or practice, which if not followed correctly, could lead to serious injury.*

**CAUTION**



*Cautions indicate a particular procedure or practice, which if not followed, could cause damage to the equipment.*

**NOTE**



*Notes contain important information.*

Before operating or servicing equipment, read and thoroughly understand all operation/maintenance manuals provided by Agilent. Be aware of the hazards associated with this equipment, know how to recognize potentially hazardous conditions, and how to avoid them. Read carefully and strictly observe all cautions and warnings. The consequences of unskilled, improper, or careless operation of the equipment can be serious.

In addition, consult local, state, and national agencies regarding specific requirements and regulations. Address any safety, operation, and/or maintenance questions to your nearest Agilent office.

*This page intentionally left blank.*

# Installation and Operation

This installation manual is intended as a quick resource form installing and adjusting the setpoint. For detailed descriptions of PGC-750 operations refer to Pirani Capacitance Diaphragm Gauge (PN tqna77e1).




*To ensure proper operation, and to prevent damage, the kit must be installed and operated only as specified.*



*Disconnect the mains power before assembly and disassembly.*

1. Mount the Tee and PGC-750 as shown in Figure 1-1 with the NW 16 and NW 40 Quick Clamps.




**Figure 1-1 Quick Clamps**

2. Plug the communication cable DB9 connector labeled *to PGC-750* into the PGC-750 gauge and plug the FCC-68 compliant connector into the inverter I/O.
3. Set the set points as specified in “Setting the Setpoints” on page 1-2.
4. Connect the pump’s C13 plug to the mains power, and switch the inverter on.

## Setting the Setpoints

The two set points are push button adjusted as shown in Figure 1-2.

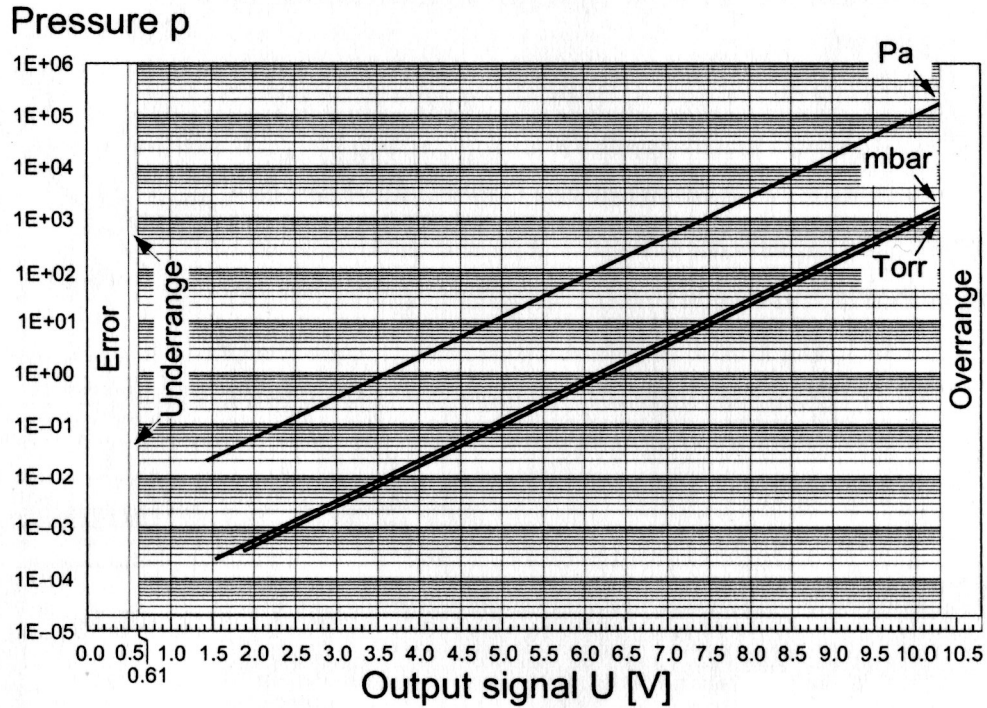


**Figure 1-2 Setpoint Screwdriver Adjustments**

When a set point is activated, the corresponding open collector, on pin 1 for set point 2 and on pin 2 for set point 1, becomes active and can sink current to the common ground. This connection may be used to drive a relay coil or other indicator that shows the trigger set point has been reached.

# PGC 750 Speed Control Kit

Figure 1-3 gives the output signal versus pressure graph and an explanation of how the results were generated.



$$p = 10^{0.778(U-c)} \Leftrightarrow U = c + 1.286 \log_{10} p$$

valid in the range  $5 \times 10^{-5} \text{ mbar} < p < 1500 \text{ mbar}$

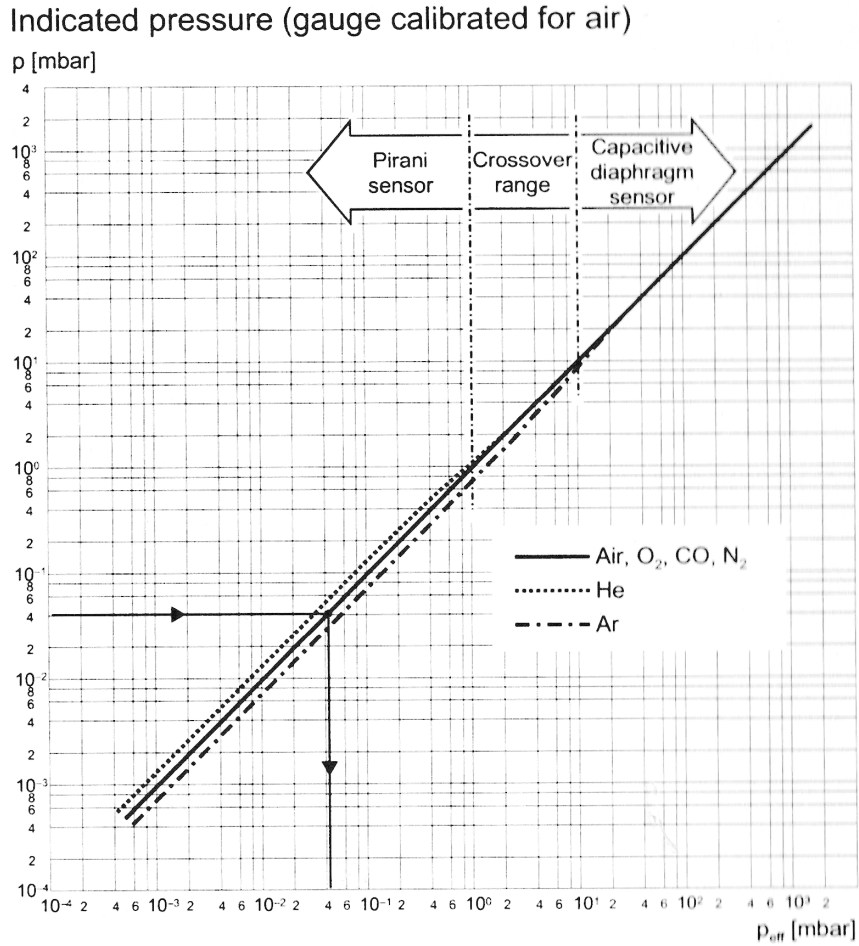
U	p	c	U	p	c
[V]	[mbar]	6.143	[V]	[micron]	2.448
[V]	[μbar]	2.287	[V]	[Pa]	3.572
[V]	[Torr]	6.304	[V]	[kPa]	7.429
[V]	[mTorr]	2.448			

where p pressure  
 U output signal  
 c constant (pressure unit dependent)

Figure 1-3 Output Signal vs. Pressure

# PGC 750 Speed Control Kit

Figure 1-4 gives a calibration curve for different gas types along with the calculation used to generate the curves.



## Calibration factors

valid for Pirani pressure range below 1 mbar

$$p_{\text{eff}} = C \times \text{indicated pressure}$$

Gas type	Calibration factor C	Gas type	Calibration factor C
He	0.8	H <sub>2</sub>	0.5
Ne	1.4	air, O <sub>2</sub> , CO, N <sub>2</sub>	1.0
Ar	1.7	CO <sub>2</sub>	0.9
Kr	2.4	water vapor	0.5
Xe	3.0	Freon 12	0.7

Figure 1-4 Gas Type Dependence

## PGC 750 Speed Control Kit

---

Refer to the manuals in Table 1-2 for more details of PGC-750 and inverter pump operation.

**Table 1-1 Related Instruction Manuals**

<b>Description</b>	<b>Model</b>	<b>Manual no.</b>
Pirani Capacitance Diaphragm Gauge	PGC-750	tqna77e1
TriScroll 300 inverter pump	PTS03001INV XX	699904355
TriScroll 600 inverter pump	PTS06001INV XX	699904360

*This page intentionally left blank.*

## Vacuum Products Division Instructions for returning products

Dear Customer:

Please follow these instructions whenever one of our products needs to be returned.

- 1) Complete the attached Request for Return form and send it to Agilent Technologies (see below), taking particular care to identify all products that have pumped or been exposed to any toxic or hazardous materials.
- 2) After evaluating the information, Agilent Technologies will provide you with a Return Authorization (RA) number via email or fax, as requested.  
**Note:** Depending on the type of return, a Purchase Order may be required at the time the Request for Return is submitted. We will quote any necessary services (evaluation, repair, special cleaning, eg).
- 3) **Important steps for the shipment of returning product:**
  - Remove all accessories from the core product (e.g. inlet screens, vent valves).
  - Prior to shipment, drain any oils or other liquids, purge or flush all gasses, and wipe off any excess residue.
  - If ordering an Advance Exchange product, **please use the packaging from the Advance Exchange to return the defective product.**
  - Seal the product in a plastic bag, and package product carefully to avoid damage in transit. You are responsible for loss or damage in transit.
  - Agilent Technologies is not responsible for returning customer provided packaging or containers.
  - **Clearly label package with RA number.** Using the shipping label provided will ensure the proper address and RA number are on the package. Packages shipped to Agilent without a RA clearly written on the outside cannot be accepted and will be returned.
- 4) Return only products for which the RA was issued.
- 5) **Product being returned under a RA must be received within 15 business days.**
- 6) **Ship to the location specified on the printable label, which will be sent, along with the RA number, as soon as we have received all of the required information.** Customer is responsible for freight charges on returning product.
- 7) Return shipments must comply with all applicable **Shipping Regulations** (IATA, DOT, etc.) and carrier requirements.

RETURN THE COMPLETED **REQUEST FOR RETURN** FORM TO YOUR NEAREST LOCATION:

**EUROPE:**  
Fax: 00 39 011 9979 330  
Fax Free: 00 800 345 345 00  
Toll Free: 00 800 234 234 00  
[vpt-customer@agilent.com](mailto:vpt-customer@agilent.com)

**NORTH AMERICA:**  
Fax: 1 781 860 9252  
Toll Free: 800 882 7426, Option 3  
[vpl-ra@agilent.com](mailto:vpl-ra@agilent.com)

**PACIFIC RIM:**  
please visit our website for individual  
office information  
<http://www.agilent.com>



Please read important policy information on Page 3 that applies to all returns.

**1) CUSTOMER INFORMATION**

<b>Company Name:</b>		<b>Contact Name:</b>	
<b>Tel:</b>	<b>Email:</b>	<b>Fax:</b>	
<b>Customer Ship To:</b>		<b>Customer Bill To:</b>	
Europe only: <b>VAT reg. Number:</b>		USA/Canada only: <input type="checkbox"/> <b>Taxable</b> <input type="checkbox"/> <b>Non-taxable</b>	

**2) PRODUCT IDENTIFICATION**

Product Description	Agilent P/N	Agilent S/N	Original Purchasing Reference

**3) TYPE OF RETURN** (Choose one from each row and supply Purchase Order if requesting a billable service)

- 3A.  Non-Billable  Billable **➔** New PO # (hard copy must be submitted with this form):
- 3B.  Exchange  Repair  Upgrade  Consignment/Demo  Calibration  Evaluation  Return for Credit

**4) HEALTH and SAFETY CERTIFICATION**

**AGILENT TECHNOLOGIES CANNOT ACCEPT ANY PRODUCTS CONTAMINATED WITH BIOLOGICAL OR EXPLOSIVE HAZARDS, RADIOACTIVE MATERIAL, OR MERCURY AT ITS FACILITY.**  
**Call Agilent Technologies to discuss alternatives if this requirement presents a problem.**

**The equipment listed above (check one):**

**HAS NOT** pumped or been exposed to any toxic or hazardous materials. OR

**HAS** pumped or been exposed to the following toxic or hazardous materials. If this box is checked, the following information must also be filled out. Check boxes for all materials to which product(s) pumped or was exposed:

Toxic  Corrosive  Reactive  Flammable  Explosive  Biological  Radioactive

**List all toxic/hazardous materials. Include product name, chemical name, and chemical symbol or formula:**

---

**NOTE:** If a product is received at Agilent which is contaminated with a toxic or hazardous material that was not disclosed, **the customer will be held responsible** for all costs incurred to ensure the safe handling of the product, and **is liable** for any harm or injury to Agilent employees as well as to any third party occurring as a result of exposure to toxic or hazardous materials present in the product.

**Print Name:** \_\_\_\_\_ **Authorized Signature:** ..... **Date:** \_\_\_\_\_

**5) FAILURE INFORMATION:**

Failure Mode (REQUIRED FIELD. See next page for suggestions of failure terms):
Detailed Description of Malfunction: (Please provide the error message)
Application (system and model):

<b>I understand and agree to the terms of Section 6, Page 3/3.</b>		
<b>Print Name:</b>	<b>Authorized Signature:</b> .....	<b>Date:</b>



**Vacuum Products Division  
Request for Return Form  
(Health and Safety Certification)**

Please use these Failure Mode to describe the concern about the product on Page 2.

**TURBO PUMPS and TURBO CONTROLLERS**

APPARENT DEFECT/MALFUNCTION	POSITION	PARAMETERS
- Does not start - Does not spin freely - Does not reach full speed - Mechanical Contact - Cooling defective	- Noise - Vibrations - Leak - Overtemperature - Clogging	- Vertical - Horizontal - Upside-down - Other: ..... Power:                      Rotational Speed: Current:                    Inlet Pressure: Temp 1:                    Foreline Pressure: Temp 2:                    Purge flow: OPERATING TIME:

**ION PUMPS/CONTROLLERS**

- Bad feedthrough	- Poor vacuum
- Vacuum leak	- High voltage problem
- Error code on display	- Other

**VALVES/COMPONENTS**

- Main seal leak	- Bellows leak
- Solenoid failure	- Damaged flange
- Damaged sealing area	- Other

**LEAK DETECTORS**

- Cannot calibrate	- No zero/high background
- Vacuum system unstable	- Cannot reach test mode
- Failed to start	- Other

**INSTRUMENTS**

- Gauge tube not working	- Display problem
- Communication failure	- Degas not working
- Error code on display	- Other

**SCROLL AND ROTARY VANE PUMPS**

- Pump doesn't start	- Noisy pump (describe)
- Doesn't reach vacuum	- Over temperature
- Pump seized	- Other

**DIFFUSION PUMPS**

- Heater failure	- Electrical problem
- Doesn't reach vacuum	- Cooling coil damage
- Vacuum leak	- Other

Section 6) **ADDITIONAL TERMS**

**Please read the terms and conditions below as they apply to all returns and are in addition to the Agilent Technologies Vacuum Product Division – Products and Services Terms of Sale.**

- Customer is responsible for the freight charges for the returning product. Return shipments must comply with all applicable **Shipping Regulations** (IATA, DOT, etc.) and carrier requirements.
- Customers receiving an Advance Exchange product agree to return the defective, rebuildable part to Agilent Technologies **within 15 business days**. Failure to do so, or returning a non-rebuildable part (crashed), will result in an invoice for the non-returned/non-rebuildable part.
- Returns for credit toward the purchase of new or refurbished Products are subject to prior Agilent approval and may incur a restocking fee. Please reference the original purchase order number.
- Units returned for evaluation will be evaluated, and a quote for repair will be issued. If you choose to have the unit repaired, the cost of the evaluation will be deducted from the final repair pricing. A Purchase Order for the final repair price should be issued within 3 weeks of quotation date. Units without a Purchase Order for repair will be returned to the customer, and the evaluation fee will be invoiced.
- A Special Cleaning fee will apply to all exposed products per Section 4 of this document.
- If requesting a calibration service, units must be functionally capable of being calibrated.

*This page intentionally left blank.*



# Service & Support

## North America

Agilent Technologies  
Vacuum Products Division  
121 Hartwell Avenue  
Lexington, MA 02421 USA  
Tel.: +1 781 861 7200  
Toll-Free: +1 800 882 7426  
Fax: +1 781 860 5437

## Benelux

Agilent Technologies Netherlands B.V.  
Vacuum Products Division  
Herculesweg 8  
4338 PL Middelburg  
The Netherlands  
Tel: +31 118 671570  
Fax: +31 118 671569  
Toll free: 00 800 234 234 00

## Canada

Central coordination through  
Agilent Technologies  
Vacuum Products Division  
121 Hartwell Avenue  
Lexington, MA 02421 USA  
Tel.: +1 781 861 7200  
Toll-Free: +1 800 882 7426  
Fax: +1 781 860 5437

## China

Agilent Technologies (China) Co. Ltd  
Vacuum Products Division  
No.3, Wang Jing Bei Lu, Chao Yang  
District  
Beijing, 100102 China  
Tel.: +86 (0)10 64397888  
Fax: +86 (0)10 64391318  
Toll-Free: 800 820 3278

## France

Agilent Technologies France  
Vacuum Products Division  
3 avenue du Canada, Parc Technopolis  
Z.A. Courtaboeuf - CS 90263  
91978 Les Ulis cedex  
France  
Tel.: +33 (0)1 64 53 61 15  
Fax: +33 (0)1 64 53 50 01  
Toll free: 00 800 234 234 00  
e-Mail: [vpf.sales@agilent.com](mailto:vpf.sales@agilent.com)

## Germany & Austria

Agilent Technologies  
Sales & Services GmbH & Co. KG  
Vacuum Products Division  
Lyoner Str. 20  
60 528 Frankfurt am Main  
Germany  
Tel.: +49 69 6773 43 2230  
Fax: +49 69 6773 43 2250

## India

Agilent Technologies India Pvt. Ltd.  
Vacuum Products Division  
G01. Prime corporate Park,  
230/231, Sahar Road,  
Opp. Blue Dart Centre,  
Andheri (East), Mumbai – 400 099. India  
Tel: +91 22 30648287/8200  
Fax: +91 22 30648250  
Toll Free: 1800 113037

## Italy

Agilent Technologies Italia S.p.A.  
Vacuum Products Division  
Via F.lli Varian 54  
10040 Leini, (Torino) ITALY  
Tel.: +39 011 997 9111  
Fax: +39 011 997 9350  
Toll-Free: 00 800 234 234 00

## Japan

Agilent Technologies Japan, Ltd.  
Vacuum Products Division  
8th Floor, Sumitomo Shibaura Building  
4-16-36 Shibaura Minato-ku  
Tokyo 108-0023 JAPAN  
Tel.: +81 3 5232 1253  
Toll-Free: 0120 655 040  
Fax: +81 3 5232 1710

## Korea

Agilent Technologies  
Vacuum Products Division  
Shinsa 2nd Bldg. 2F  
966-5 Daechi-dong  
Kangnam-gu, Seoul KOREA 135-280  
Tel.: +82 (0)2 3452 2455  
Toll-Free: 080 222 2452  
Fax: +82 (0)2 3452 3947

## Singapore

Agilent Technologies Singapore Pte. Ltd  
Vacuum Products Division  
Agilent Technologies Building,  
No.1 Yishun Avenue 7  
Singapore 768923  
Tel: +65 6215 8045  
Fax : +65 6754 0574

## Southeast Asia

Agilent Technologies Sales Sdn Bhd  
Vacuum Products Division  
Unit 201, Level 2 uptown 2,  
2 Jalan SS21/37, Damansara Uptown  
47400 Petaling Jaya,  
Selangor, Malaysia  
Tel : +603 7712 6106  
Fax: +603 6733 8121

## Taiwan

Agilent Technologies Taiwan Limited  
Vacuum Products Division (3F)  
20 Kao-Shuang Rd.,  
Pin-Chen City, 32450  
Taoyuan Hsien, Taiwan, R.O.C.  
Tel. +886 34959281  
Toll Free: 0800 051 342

## UK & Ireland

Agilent Technologies  
Vacuum Products Division  
6 Mead Road  
Oxford Industrial Park  
Yarnton, Oxford OX5 1QU UK  
Tel.: +44 (0) 1865 291570  
Fax: +44 (0) 1865 291571  
Toll free: 00 800 234 234 00

## Other Countries

Agilent Technologies Italia S.p.A.  
Vacuum Products Division  
Via F.lli Varian 54  
10040 Leini, (Torino) ITALY  
Tel.: +39 011 997 9111  
Fax: +39 011 997 9350  
Toll-Free: 00 800 234 234 00

## Customer Service and Support

North America  
Toll Free: 800 882 7426, Option 3  
[vpf-ra@agilent.com](mailto:vpf-ra@agilent.com)

Europe:  
Toll Free: 00 800 234 234 00  
[vpt-customer@agilent.com](mailto:vpt-customer@agilent.com)

Pacific Rim:  
Please visit our website for individual  
office information <http://www.agilent.com>

## Worldwide Web Site, Catalog and Order On-line:

[www.agilent.com](http://www.agilent.com)  
Representatives in most countries

This information is subject to change  
without notice.

© Agilent Technologies, Inc., 2015



# Agilent Technologies

